




# **IMPACT REPORT 2023**

**Upper Arkansas Area  
Council of  
Governments**



# WE MAKE LIVES BETTER

A MESSAGE FROM THE EXECUTIVE DIRECTOR,  
HEATHER EVANS

This year at the Upper Arkansas Area Council of Governments (UAACOG), we thought a lot about who we are, what we do, and why we do it. We underwent a year-long strategic planning process, where we incorporated the opinions of multiple internal and external stakeholders as we developed a plan to move the organization forward. We rewrote our mission statement, decided on organizational priorities, and chose individual departmental goals. We considered what our community needs from us and what we require in order to meet those needs. You spoke; we listened.

You see, the purpose of the UAACOG is to provide community services on a regional basis that are not practical or efficient to provide on an individual county or municipal basis. We exist to serve YOU. The big question is, how? How do we best serve our region? Well, we believe our new mission statement says it all:

**We strengthen our community by providing service, support, and resources to make lives better.**

*Heather Evans*

## OUR TEAM

Executive Director  
HEATHER EVANS

Head Start Director  
CHRIS HENAGER

Interim WIC Director  
JESSICA RATHKE

Aging Director  
TOM MCCONAGHY

Housing Director  
MAX HANSON

UAADC Director  
DAVE PAUL

Finance Director  
BRADEN WILSON

Regional Grant  
Navigator  
BETH LENZ





# Table of Contents



**04**

Strategic Plan

**05**

Fremont County  
Head Start

**07**

WIC

**08**

Area Agency  
on Aging

**10**

Commodities  
and Transit

**11**

CSBG

**12**

Housing

**15**

UAADC

**17**

Regional Grant  
Navigator

**18**

Mini Grants

**20**

Economic  
Impact

**21**

Board of  
Directors






# Strategic Plan



**OUR MISSION STATEMENT:**  
We strengthen our community  
by providing service, support, and resources  
to make lives better.

## OUR PRIORITIES



## OUR PROCESS





# Fremont County

# Head Start



## PUBLIC AND PRIVATE FUNDS RECEIVED

Head Start \$1,472,360

Colorado Preschool Program \$133,510

Temple Hoyne Buell \$17,000

86% of children received a physical exam

151 children served

73% of children received a dental exam

60% of children served are below 100% of the Federal Poverty Line



76 at enrollment

Up-to-date on preventative care

106 end of year

119 at enrollment

Continuous accessible health care

131 end of year

104 at enrollment

Continuous accessible dental care

125 end of year



# Fremont County Head Start



CPR First Aid  
Classes

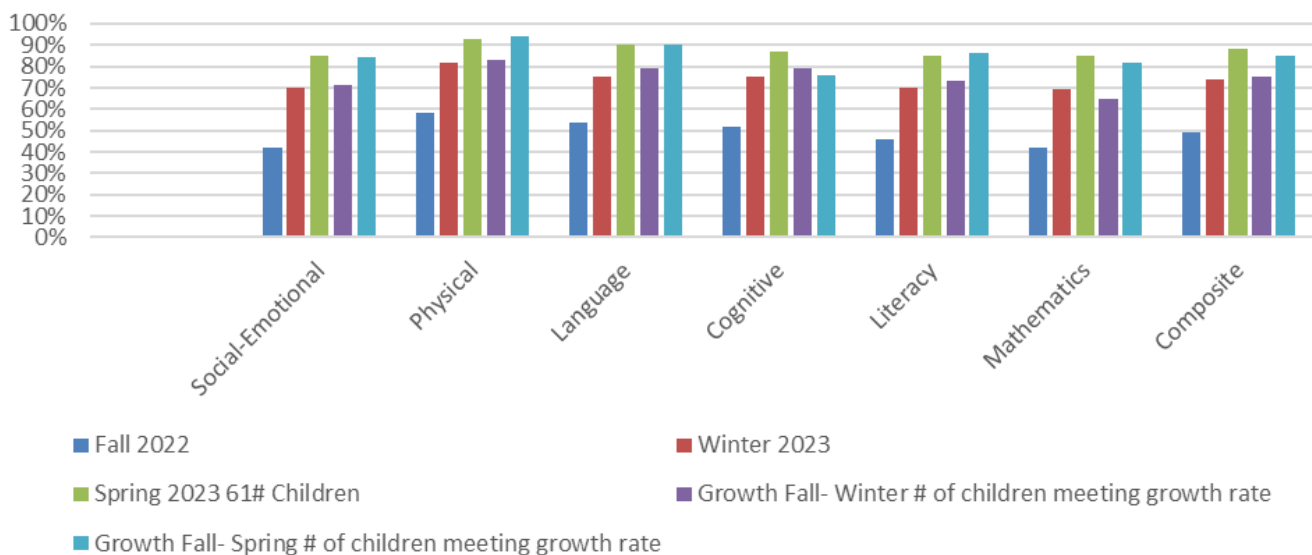
Multicultural  
Night

Nutrition  
Training

STEAM  
Family Night



School Readiness Outcomes Fall- Spring  
4 year Olds







WIC



*This office rocks – especially Jessica! She makes the whole process so enjoyable. She’s so personable, and I look forward to our calls. – Jennifer H.*

*“Because of WIC, I have been able to provide more nutritious foods for my children.” – Starla P.*

**1,822**  
PARTICIPANTS

**\$950,167**  
FOOD DOLLARS

## Women, Infants, and Children



**143**  
BREASTFEEDING

*“I am a first-time mom to twins, and Jessica has been extremely helpful with all my breastfeeding questions. My girls and I couldn’t be more thankful!” – Juliet V.*

**188**  
PREGNANT

*“Mildred gave our client some peace of mind that her baby was growing well during a tough time for the mom.” – Chris from the Westminster WIC Clinic*

**Briley P. having fun with oral care**



**Amber P. pretending to pump with a WIC-issued pump**





# Area Agency on Aging

**Serving More Seniors than Ever!**

Program	Number of Clients in 2023	% Increase from 2022
Dental	211	74%
Homemaker	40	43%
Ombudsman	585	2%
Personal Care	18	80%
Respite	78	5%
Vision	313	65%



**Our Home Modification Program provided assistance to 111 clients to help make their homes safer – an increase of 147%!**







# Area Agency on Aging

*"Thanks so much for your help and support. It enabled my return to home from the hospital instead of being transferred to a nursing home." - Wylie*

*"Thank you so much for the respite care program. I was able to take a vacation for the first time in three years!" - Susan*



*"We look forward to the meals and the camaraderie the team has." - Ann*

*"We know you are checking on us, which makes us feel more comfortable being home." - Dick*

## Nutrition Program

MEALS	FREMONT	CHAFFEE	CUSTER	LAKE	TOTAL
CONGREGATE	15,807	367	2,907	2,385	21,466
HOME-DELIVERED	3,457	9,193	1,401	3,908	17,959
TOTAL	19,264	9,560	4,308	6,293	39,425

22

DISTRIBUTIONS

6,015

HOUSEHOLDS  
SERVED

11,758

INDIVIDUALS  
SERVED



## COMMODITIES

\$1,069,791

ESTIMATED RETAIL  
VALUE OF FOOD

177,232

POUNDS OF FOOD

## TRANSPORTATION



Fremont County Transit and  
Wet Mountain Valley Rotary  
drove **8,831** clients for  
a total of **152,549** miles  
in 2023!

# Commodities and Transportation





# CSBG



## CSBG spent \$69,733.38 in 2023 helping 179 households.

The Community Service Block Grant (CSBG) is a federally funded program that helps alleviate the causes and conditions of poverty. We help with rent, mortgage, and utility payments as well as some medical, dental, car repair, and home repair costs. Currently, this income-qualified program offers families a maximum grant of \$1,000 once in five years paid directly to vendors.

	HOUSING	UTILITIES	HEALTH	OTHER	TOTALS
FREMONT	84	18	3	3	108
CUSTER	8	19	2	0	29
CHAFFEE	17	3	3	8	31
LAKE	10	0	1	0	11
TOTALS	119	40	9	11	179

**“Samantha and Lyndsey have been amazing. I found myself getting custody of 4 grandkids 15–5 years, and I couldn’t have done it without the help of the community. Thank you!”**

**“Thank you so much for helping fix my car. It is now safe to drive, and I no longer have to worry. Thank you and God bless you. We are so grateful and feel beyond blessed.”**

**“We’ve struggled for months to keep our electric on, and it had only gotten further behind.”**





# Housing



## Housing Rehabilitation

Ten homes repaired in 2023 for a total of \$184,022.

The home repair loan program helped make lives better for ten families.

## Self-Help Housing

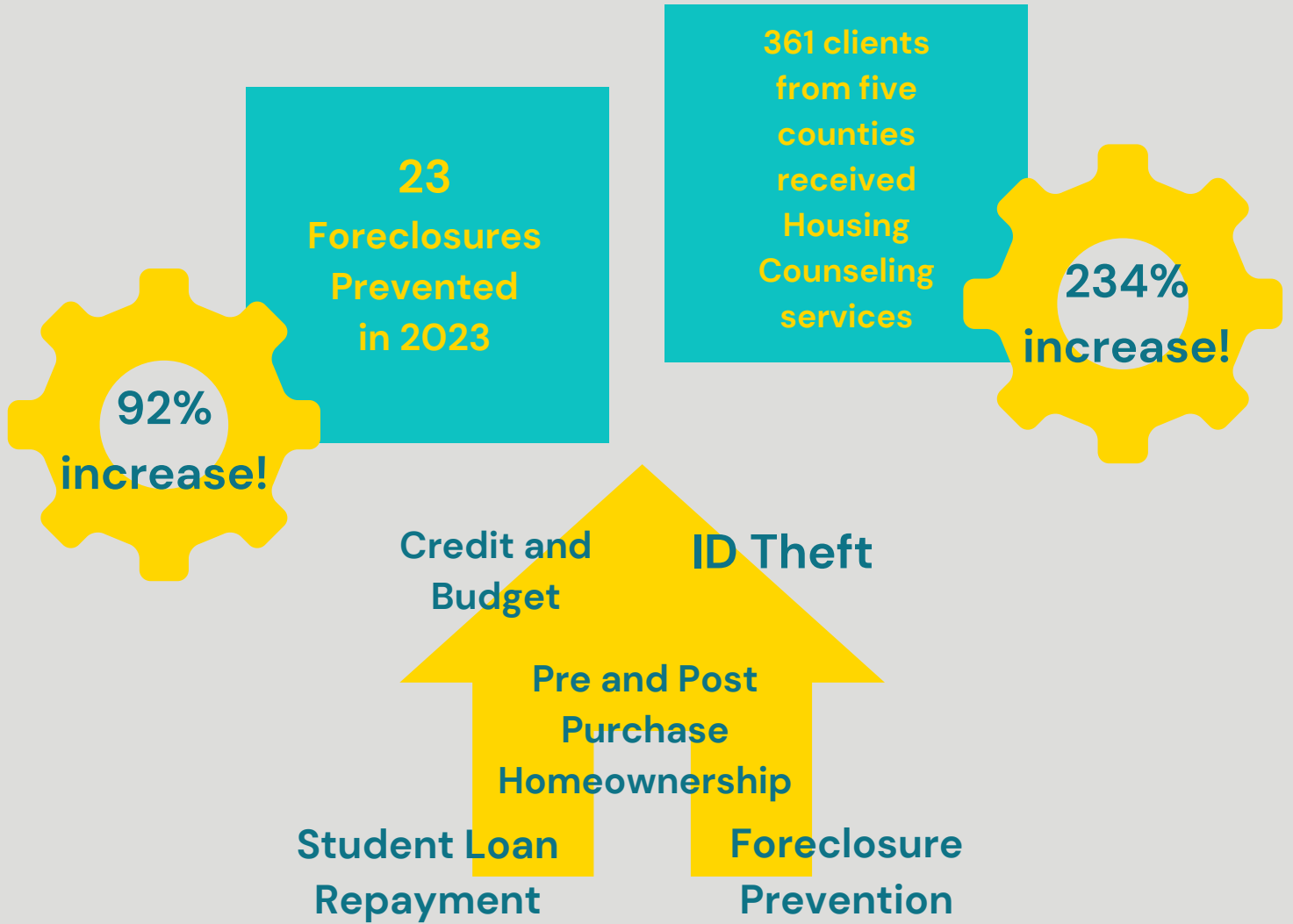
\*3 new homes completed in 2023

\*\$158,084 in equity created

\*124 homes completed since 1999



# Housing Counseling



**Two New Educational Classes –  
Identity Theft and Renters Workshop!**

# Housing Navigation



**Our Housing Navigator program  
helped 14 families obtain housing  
in 2023 – including 5 veterans!**

# Housing



## Housing Choice Vouchers



COUNTY	\$ AMOUNT
Chaffee	\$348,007.18
Custer	\$71,498.00
Fremont	\$1,420,124.35
Huerfano	\$33,792.00
Lake	\$51,902.00
Park	\$145,713.00
Teller	\$155,888.00
El Paso	\$140,177.00
Pueblo	\$18,229.00
Jefferson	\$2,581.00
Boulder	\$8,927.00
<b>TOTAL</b>	<b>\$2,396,838.53</b>

**\$2,130,369 in  
Active Small  
Business Loans**



**151  
FTE  
jobs  
created  
14 NEW!**

**\$280,369 contributions  
to local nonprofit  
organizations and  
government entities**

**Enterprise Zone  
Business Tax Credits**


County	Number	Amount
Fremont	171	\$157,400
Custer	20	\$25,555
Chaffee	151	\$129,214
Lake	29	\$102,780
Park	33	\$59,946
Total	404	\$474,895

**\$755,264 invested to  
encourage development  
in economically distressed areas and retain  
existing businesses**

**Upper Arkansas Area  
Development Corporation**







**MARCHAND RANCH  
UAADC Business Loan  
Fund Client**




**TABOR OPERA HOUSE  
UAADC Enterprise Zone  
Contribution Project**







# Regional Grant Navigator Program



## Thriving Communities Coalition

From l-r, Steve Wolfe, Mayor, City of Florence;

Philip Ott, Mayor, Town of Williamsburg;

Rudl Mergelman, Council Member, City of Florence;

Judy McCormick, Mayor, Town of Coal Creek;

and H.A. "Buck" Wenzel, Mayor, Town of Silver Cliff

Missing are representatives from Westcliffe, Brookside, and Rockvale

## HIGHLIGHTS OF 2023

Helped establish the "Thriving Communities Coalition" to increase the likelihood of funding success for projects

Submitted and made it to the Final Round of the "Thriving Communities Technical Assistance Program" on behalf of seven rural municipalities

Provided direct assistance with LOMA, FAA, FEMA, BoR, EPA, and DOT grant applications

Assisted county grant administration staff training to increase county capacity





# Mini Grants



LOCATION	PROJECT
Brookside	Community Center Pavilion
Buena Vista	Landscape Project and Community Center Furnace
Coal Creek	Dangerous Property Reclamation Project
Custer	Cardboard Barn Roof and Recycling Office Roof
Florence	City Hall AV Upgrade
Fremont County	Bearproof Trashcans for Pathfinder Park
Lake County	Traffic Safety Speed Reading Signs
Poncha Springs	Tailwind Park Pavilion Project
Rockvale	Sealing Town Hall
Silver Cliff	Park Improvements - Roofing and Video Surveillance
Westcliffe	Energy Efficient Windows for Town Shop
Williamsburg	Town Hall Beautification and Town Shop Weather Improvement



# Mini Grants



## Coal Creek Clean-up




Before...



During...



After



## Buena Vista Landscape Project





# ECONOMIC IMPACT


Economic Impact Summary			
County	Money Contributed	Economic Benefit	Return on Every Dollar Spent
Chaffee	\$25,367.00	\$1,249,310.53	\$49.25
Custer	\$6,069.00	\$311,434.69	\$51.32
Fremont	\$53,475.00	\$6,861,624.12	\$128.31
Lake	\$11,864.00	\$797,709.93	\$67.24
<b>Total</b>	<b>\$96,775.00</b>	<b>\$9,220,079.27</b>	<b>\$95.27</b>

## UAACOG Economic Impact

### Total Vendor and Gross Payroll Paid in 2023

	Vendors Paid	Gross Payroll	Totals
<b>Chaffee County</b>			
Buena Vista	\$40,589.86	\$53,448.00	\$94,037.86
Nathrop	\$50,163.75	\$0.00	\$50,163.75
Poncha Springs	\$8,832.93	\$75,266.79	\$84,099.72
Salida	\$168,038.63	\$193,883.95	\$361,922.58
<b>Chaffee Total</b>	<b>\$267,625.17</b>	<b>\$322,598.74</b>	<b>\$590,223.91</b>
<b>Custer County</b>			
Silver Cliff	\$0.00	\$8,767.14	\$8,767.14
Westcliffe	\$146,290.78	\$19,313.69	\$165,604.47
Wetmore	\$7,725.00	\$0.00	\$7,725.00
<b>Custer Total</b>	<b>\$154,015.78</b>	<b>\$28,080.83</b>	<b>\$182,096.61</b>
<b>Fremont County</b>			
Canon City	\$1,035,058.05	\$1,493,960.73	\$2,529,018.78
Coaldale	\$1,119.11	\$0.00	\$1,119.11
Cotopaxi	\$17,112.00	\$0.00	\$17,112.00
Florence	\$151,365.89	\$278,153.53	\$429,519.42
Howard	\$18,122.99	\$48,798.35	\$66,921.34
Penrose	\$114,126.58	\$40,031.24	\$154,157.82
Rockvale	\$400.00	\$0.00	\$400.00
Texas Creek	\$2,246.46	\$0.00	\$2,246.46
Williamsburg	\$4,537.61	\$22,275.40	\$26,813.01
<b>Fremont Total</b>	<b>\$1,344,088.69</b>	<b>\$1,883,219.25</b>	<b>\$3,227,307.94</b>
<b>Lake County</b>			
Leadville	\$526,585.62	\$25,320.41	\$551,906.03
Twin Lakes	\$0.00	\$0.00	\$0.00
<b>Lake Total</b>	<b>\$526,585.62</b>	<b>\$25,320.41</b>	<b>\$551,906.03</b>
<b>Park County</b>			
Bailey	\$34.00	\$0.00	\$34.00
<b>Park Total</b>	<b>\$34.00</b>	<b>\$0.00</b>	<b>\$34.00</b>
<b>Teller County</b>			
Woodland Park	\$7,896.64	\$58,892.31	\$66,788.95
<b>Teller Total</b>	<b>\$7,896.64</b>	<b>\$58,892.31</b>	<b>\$66,788.95</b>
<b>Other CO Counties Total</b>	<b>\$1,125,067.38</b>	<b>\$44,083.43</b>	<b>\$1,169,150.81</b>
<b>Out-of-State Total</b>	<b>\$745,284.80</b>	<b>\$0.00</b>	<b>\$745,284.80</b>
<b>Total Payments</b>	<b>\$4,170,598.08</b>	<b>\$2,362,194.97</b>	<b>\$6,532,793.05</b>
<b>Total In-Kind Contribution in 2023</b>			<b>\$450,511.55</b>





## BOARD OF DIRECTORS

Chairman – H.A. "Buck" Wenzel

Vice-Chairman – Greg Labbe

Secretary – Jeff Fiedler

Director – Dwayne McFall

Director – PT Wood

Director – Kevin Day

Director – Devin Rowe

Director – Ashley Smith/Ryan Stevens